


## EGX Showfloor Template Builds

On this type of stand you will be provided with -

**Template build banks of 8 playing positions, 4 each side on a roughly 5m long unit with, power, artwork, hardware, and a stool per position.**

Internet is not included unless you have booked this with your Account Manager.

This is a picture of what the stand will look like:



### Hardware

Unless otherwise requested at booking, you will receive the following minimum PC spec, with a 24-inch standard monitor, mouse, keyboard, and headphones: Intel i7 5820K, 16GB RAM, AMD Radeon R9

**If you would like to use controllers for PC Packages, you will need to supply these yourself. EGX WILL NOT HAVE ANY AVAILABLE ON SITE.**

For any questions or requests about hardware please contact your Account Manager.

### Artwork

If you have booked artwork, **the submission deadline 15<sup>th</sup> September 2023.**

Please find the Artwork Specifications towards the end of this document.

**What do I need to organise?**

- Code for your game to install on to the hardware
- Any additional furniture/accessories/equipment/hardware/peripherals that we haven't listed that we supply
- Any additional promo materials you would like, decorations for the table etc., and freebies/giveaways (stickers, badges, posters, etc.)

**If you have any problems on site with electrics, internet, hardware, or anything else, please come to the Organisers' Office, which will be clearly signed, and we'll be happy to help.**

**Do's:**

- Be at the venue between 0800-2000 on Wednesday 11<sup>th</sup> October to collect passes and dress your stand
- Ensure that you request and redeem your passes ahead of the show as per the guidelines in this manual
- Introduce yourself to your neighbours and make people aware of who you are
- Be aware of your surroundings and make sure you are not encroaching on another exhibitor's stand - let's keep the community vibes strong and work together to make the show a success for everyone!
- Please come to the Organiser's Office with any queries and we will be happy to help!
- Please take a moment to read our code of conduct in the manual which applies to everyone in the venue

**Don'ts:**

- Do not start breaking down your stand until we have made an official announcement that the venue is clear and safe for breakdown
- Please note that the sale or display of counterfeit or unlicensed goods at EGX is strictly prohibited. Anyone found doing so will be removed without refund

**COVID-19 Guidance**

- Keep your stand designs open to allow good ventilations and space for people to move freely.
- Provide hand sanitiser and / or hand wash facilities within your stand design for your staff and visitors
- Ensure you have enhanced cleaning of all high touch points within your stand e.g., handles, shared equipment etc.
- Review your promotional material and consider more sustainable, non-contact methods to distribute information such as digitally
- If demonstrating games or equipment you must have safety measures in place to reduce the transmission risks.



### Digital File Preparation

Please supply all artwork a minimum of ten working days before the start of build-up or 15 working days if you'd like to see a proof before production.

All design work is carried out on PCs, below are the main file formats and software we use;

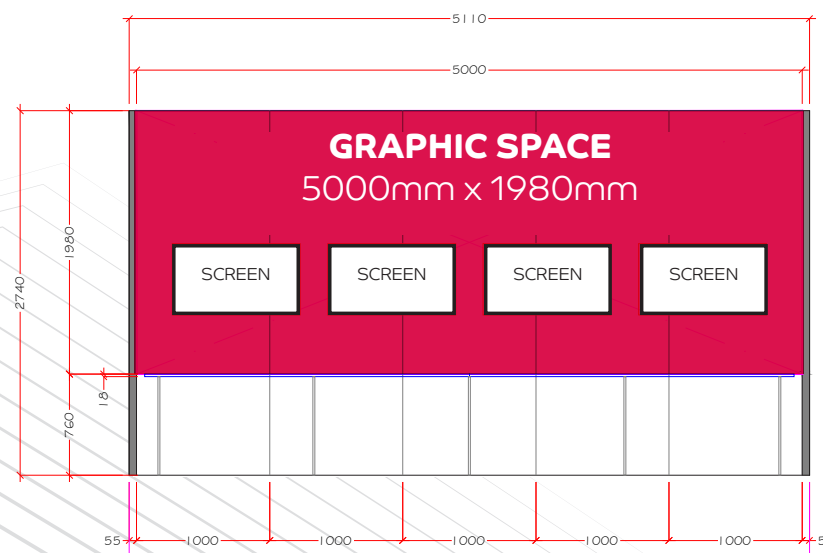
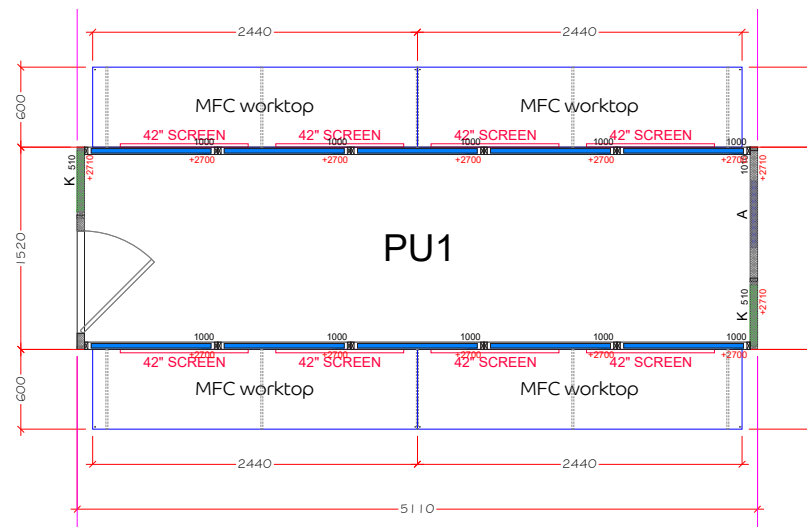

<b>File Formats</b>	Hi-res PDF, EPS, AI.
<b><u>Programme</u></b>	<b><u>Preferred Format</u></b>
Adobe Illustrator CS4	AI, EPS
Adobe Photoshop CS4	EPS, PSD, High res PDF
Adobe Acrobat	PDF**

\*\*PDF – These are print files only and cannot be altered, artwork must be set up at correct proportion and at print ready quality so please check all sizes with Project Manager before producing artwork as sizes are subject to change in production.

- For the best quality, artwork should be created in a vector format (ai or vector eps).
- Artwork which is going to be produced in vinyl, for example; solid company logo's or text, **MUST** be supplied in a vector format with an outline, artwork created in a pixel format i.e. TIFF, JPEG is **NOT** suitable.
- Please add 100mm bleed (at actual size) to all supplied artwork for banners and 5m bleed for all Foamex panels.
- Please supply **ALL** relevant fonts (where outlining is not possible).
- Artwork should be created at 1/4 of actual size at 300dpi. All images/pictures used within the artwork should be flattened to create one image. Images with fades can be problematic, please view your artwork at size and check carefully before sending it to ensure you are happy with the quality.
- For colour matching please supply Pantone colours, colour accuracy *can not* be guaranteed from CMYK or RGB files.
- Company logos and artwork taken from websites as a general rule of thumb are *not* a high enough quality for print. Microsoft word and excel are for text only, logos and images inserted are generally *not* a high enough quality.
- JPEGs – WE accept this format but only if used to compress a file for ease of sending, the original artwork must have been created high resolution.
- Any additional work due to poor artwork is chargeable.

*No responsibility can be taken for the accuracy of any artwork recreated due to poor quality or if no colour references are supplied. Where colour reproduction is critical, please supply pantone references and/or chromalin. Pantones will be matched to a 90% accuracy.*

*Final examination for accuracy is your responsibility. Before approving any proof, please examine carefully for accuracy including spelling, logo integrity, orientation, finishing detail, size and general layout, etc. Once we have received your approval and gone to press any errors detected resulting in a reprint will be chargeable.*



## TEMPLATE STAND

- 2750mm High build
- Central store for equipment
- Full wall graphics to front faces

# ARTWORK SPECIFICATION

## File formats

We can print from files that have been created using inDesign, Illustrator (ai, eps), Photoshop (tiff, psd, jpeg), Acrobat (pdf). Please supply relevant assets for each format.



Adobe InDesign



Adobe Illustrator



Adobe Photoshop



## Embed images

Ensure all images are embedded properly.

## Vector

Artwork which is to be produced in vinyl must be supplied in a vector format; artwork created in a pixel format i.e. TIFF. JPEG is not suitable.

## Outline

All text objects must be outlined properly.

## Bleed, scale and marks

Artwork bleed should be set up as 10mm for profile cut vinyl and stickers, 100mm bleed for banner wraps or hanging banners. No marks are required when supplying files to us.

**10mm** Profile cut vinyl and stickers. No marks are required.

**100mm** Banner wraps and hanging banners. No marks are required

**Scale** Your artwork should be supplied at 25, 50 or 100% of the actual size. Should be supplied no smaller than 25% scale at 300dpi when scaled to actual size.

**PLEASE CLICK BELOW TO UPLOAD YOUR ARTWORK:**



For all enquiries please contact:  
**hello@solutions2uk.co.uk**  
 or **0121 351 1100**